

Key Diary Dates

School Opens

Monday 3rd June

Eid Celebration

W/C 17th June

Seaside Trip for Families

Wednesday 3rd July

Parent Consultation Week

W/C Monday 15th July

Leaver's Celebration

Wednesday 17th July

School Closes for Summer Holiday

Friday 19th July

Look out for dates for family cooking sessions linked to our Recipe of the Month

Be prepared for the weather


Please ensure you send your child with a named sun hat and with sun cream applied as the weather starts to warm up!



Download the Learning Journals app.

You can share things your child enjoys doing and photographs of your child's learning at home too.

<https://learningjournals.co.uk/logging-in/>



Follow What's Happening on Social Media



Instagram: Midlandroad_nurseryschool



Tik Tok: @midlandroadnurseryschool



Facebook: Midland Road Nursery School



Manningham Community
Nursery Schools
Federation

Bateman Street

Bradford

BD8 7DJ

West Yorkshire

01274 546492

Email office@midlandroad.co.uk

www.midlandroadnursery.org.uk



Midland Road
Nursery School

**This Term in
Blue, Green, Purple and
Orange Room**



**Summer 2
2024**

More detailed plans are done on a weekly basis. These are displayed for you to view but please ask if you would like your own copy. We will also keep you updated in our weekly 'What's Happening'.

Jeśli potrzebujesz tłumaczenia na język polski użyj numeru.

যদি এই অনুবাদ বাংলায় চান তাহলে উপরের সংখ্যায় যোগাযোগ করুন.

اگر آپ اردو میں اس کا ترجمہ کرنا چاہتے ہیں تو اوپر

THIS HALF-TERM IN GREEN and BLUE and PURPLE ROOM

Extending Children's Knowledge Following children's interests

The Wonder of Colour

Through independent painting activities, some children realised that new colours were created when they mixed one or two colours together. To further extend this awe and wonder, we will explore colour in nature. We will investigate how colours change with light and consider how colour affects plants and animals and biodiversity. We will examine animals that can camouflage themselves. Using creative materials and media we will support the children to experiment with colour, using a variety of techniques to combine two primary colours to make a secondary colour. We will also explore adding white and black to colours to create dark and light colours and shades.



Building Castles

There has been a lot of interest in using the magnetic shapes to create various structures, in particular, building castles. We will make books about different castles around the world and we will introduce new language related to castles as we play and explore: such as 'turret', 'moat' and 'portcullis'. We will look closely at the structure and lay out of different castles using photographs of castle landmarks from around the world. We will use mathematical vocabulary to discuss the different structural elements and describe the shapes patterns and colours we can see.




Introducing New Knowledge and Skills This is what we will teach the children

Our Core stories for this half term include lots of repetition. The repetition of words, ideas and skills is important for early brain development, as it creates secure foundations for early reading.


Core Story in Green and Blue Room

The story of Elmer teaches us that we are all unique and that we should celebrate and embrace our differences. We will teach the children about the role of colour in camouflage. The children will learn to sequence the events and recall the story including the animals that Elmer meets along the way.



Core Story in Purple and Orange Room

We will read and sing a long with this book. Using questions, key vocabulary, Makaton signs and symbols we will learn the sequence and movement of the Jungle animals and the sounds they make. The children will enjoy making the animal noises where the word is the same as the sound (onomatopoeia)



Keeping ourselves safe on the road

Through using posters, books, video and walks around the local area we will teach the children about road safety. We will look at safety elements such as traffic, the difference between the footpath and the road, walking with a grown up and holding hands when near or crossing a road.



We will learn and find out why we use "Stop, Look, Listen", car seats and safety belts. We will teach the children about "Be bright be seen", what to do if you get lost and safe places to play.

Things you can do to support your child's learning

Ideas to support Literacy

- Read signs to your child when you are out and about walking or in the car.
- Tell your child what you are writing as you write a shopping list, note, letter or greetings card. Give them a pen and paper so they can copy you.
- Set up a pretend shop where your child can read the labels on packets and boxes. Use cereals and tins from your cupboard.
- Make a name card for your child and let them use it to copy write their name themselves.

Ideas to support Mathematics

- Point out numerals on road signs, doors, buses and at things at home.
- Count your steps together as you go for a walk.
- Write numbers on used plastic bottles to create skittles. Read out the number that gets knocked down.
- Build together with Lego, Duplo or old cardboard boxes and use words like tall and long.
- Name shapes that you see around the house, such as a rectangle door or a square window.

Being School Ready

We will begin to talk to your child about moving to their new school and reception class. We will look at the different school logos and uniforms to support your child to be ready for moving on to their new school. Please talk to your child's Key Person if you would like some ideas on preparing your child for their new school.

