



Midland Road
Nursery School

The **Missing** Spoon



Joy asked Zoe - "Where is that spoon? The **blue** and **white** one that was here!"

Zoe replied - "I'm not too sure!"

Joy then found a cube in the maths area and said - "It is like this colour **blue** and its **big** and **small**"

We looked in the role-play area but could not find the spoon.

Communication and language: Speaking

Uses a variety of questions (e.g. *what, where, who*).

Beginning to use more complex sentences to link thoughts (*and, because*).

Communication and Language: Understanding

Developing understanding of simple concepts (e.g. *big/little*).

Mathematics: Shape, Space and Measure

Beginning to categorise objects according to properties such as shape or size.

Please can you help?

40 40/0404

We are looking for a spoon!

U11111011 1011

It is big and small!

4014/1 21 1140

It is blue and white.

410

It looks like this




0 5

F

Thank you!

Joy.



We worked together to make a missing poster. Joy described the spoon as she wrote about it on the poster.

It is **big** and **small**

It is **blue** and **white**.

Literacy: Writing

Gives meaning to marks they make as they draw, write and paint.

Physical Development: Moving and Handling

Holds pencil near point between first two fingers and thumb and uses it with good control.


Joy then took her missing poster around our nursery. She asked the staff in each room - "Have you seen my spoon?"



"I **first** speak to Mandy. There is no kind of spoon in Blue Room."



"**Next** I went to Baby Room. There was not the spoon there!"



"We asked Lauren. We need the **white** spoon and **blue** inside."



Joy asked Sharon if she had seen the missing spoon.

"I will let you know if I find it." - Sharon

PSED: Self-confidence and Self-awareness

Shows confidence in asking adults for help.

Enjoys responsibility of carrying out small tasks.

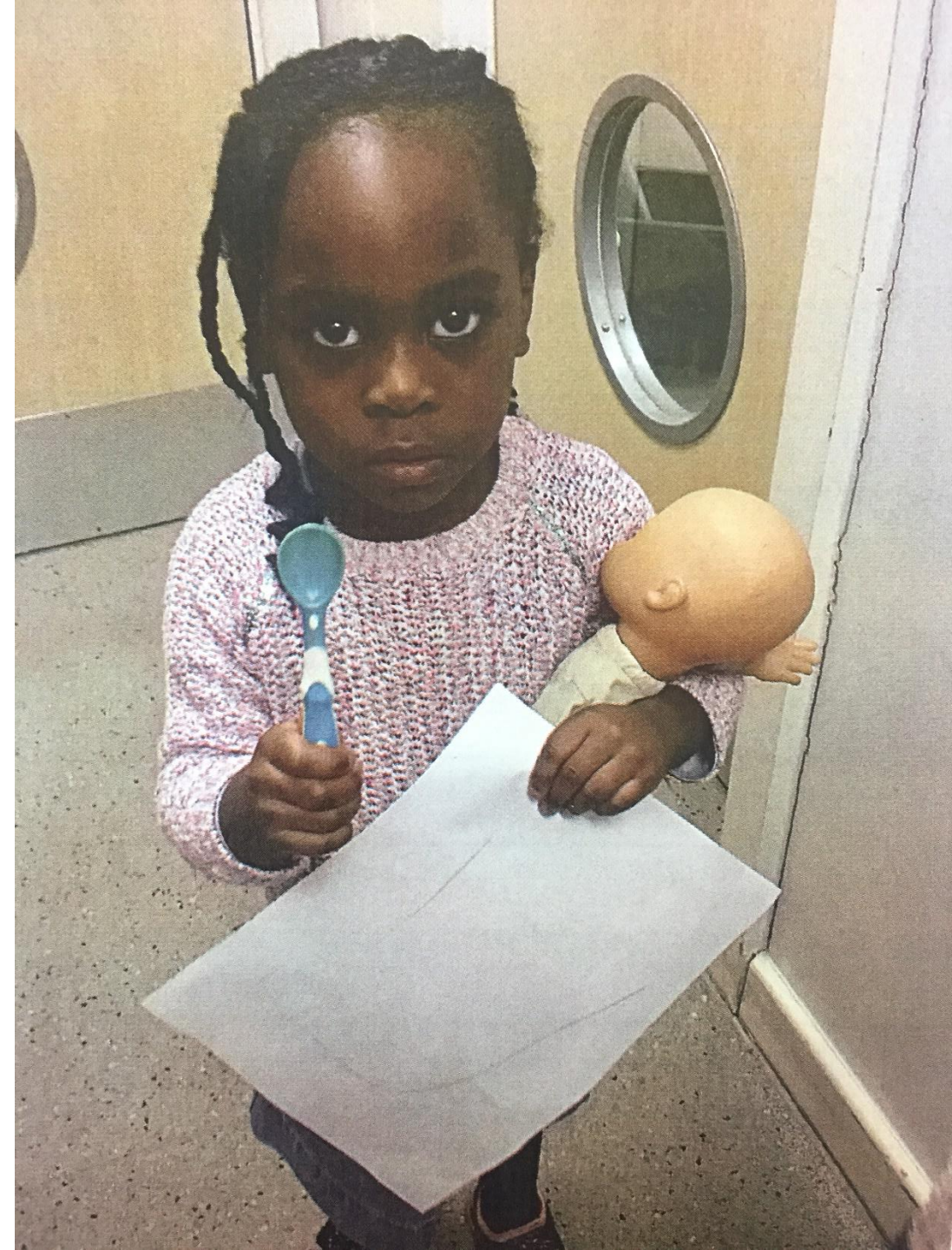
Communication and Language: Speaking

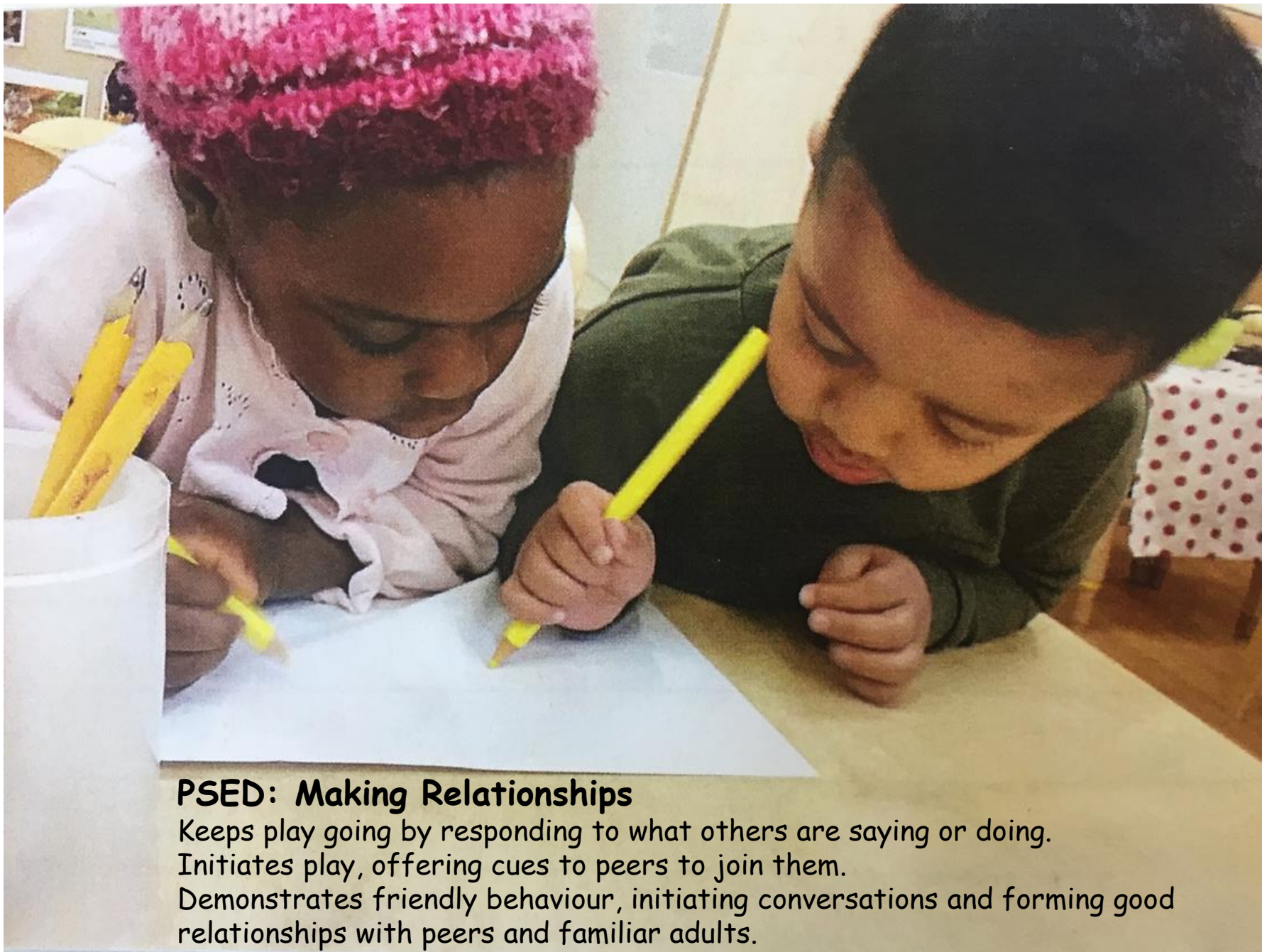
Uses a variety of questions

Uses vocabulary focused on objects and people that are of particular importance to them.

Someone found a spoon that fit
Joys **description**. It was **blue** and
white. Unfortunately it was not the
spoon Joy was looking for.

"Laura found this
spoon, but no... **Not**
the spoon!" - Joy





PSED: Making Relationships

Keeps play going by responding to what others are saying or doing.

Initiates play, offering cues to peers to join them.


Demonstrates friendly behaviour, initiating conversations and forming good relationships with peers and familiar adults.

The following day Rayyan asked Joy - "Did you find the spoon?" Joy replied - "No, not yet." Zoe asked the children **what else they could do to find the missing spoon?** Rayyan suggested that we needed a map. He worked with Joy to create a map that would lead them to the missing spoon.


"We are drawing a map because I need to help Joy."

- Rayyan

"Yeah, like a treasure map!" - Joy

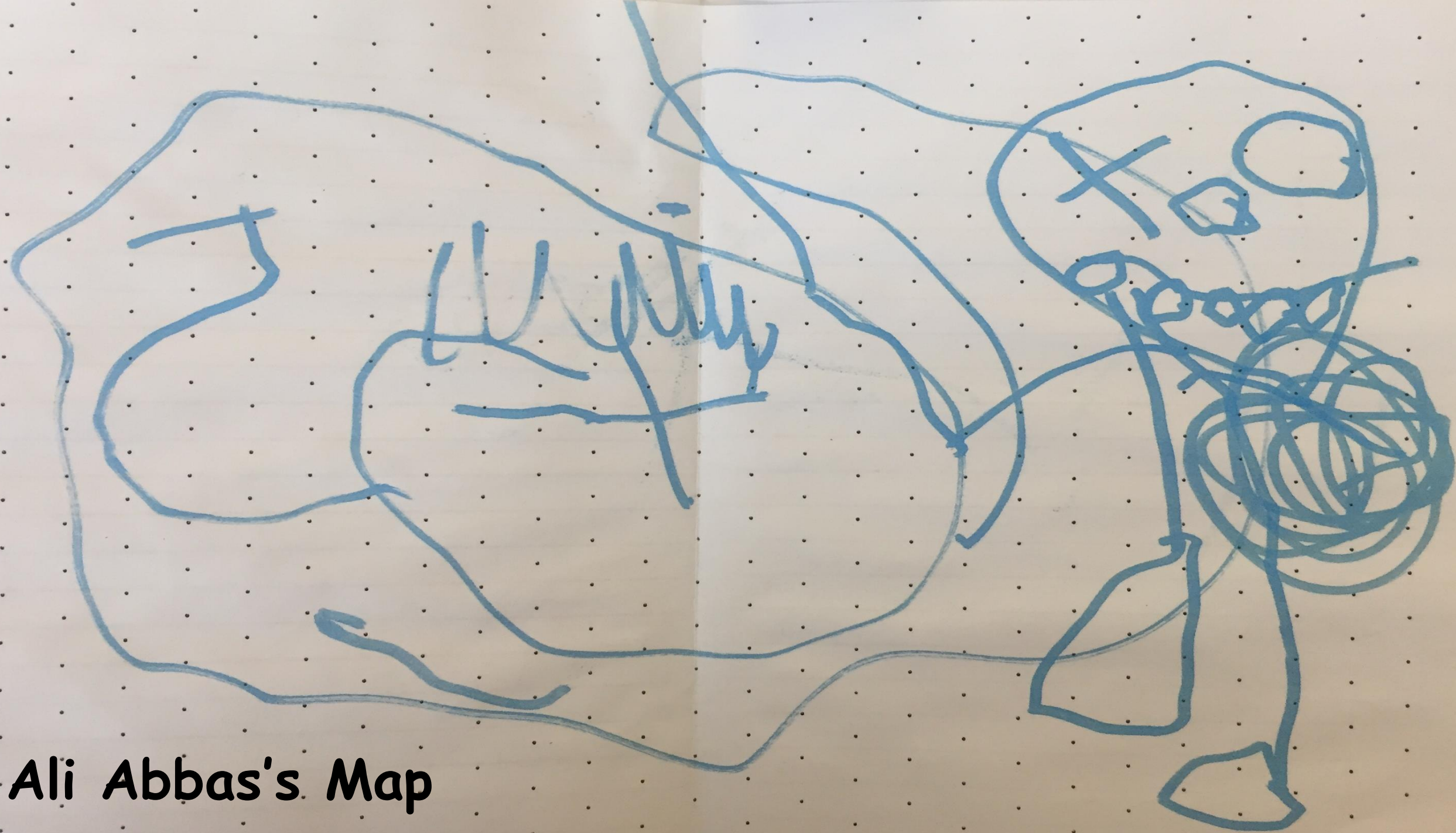


Joy and Rayyan's Map

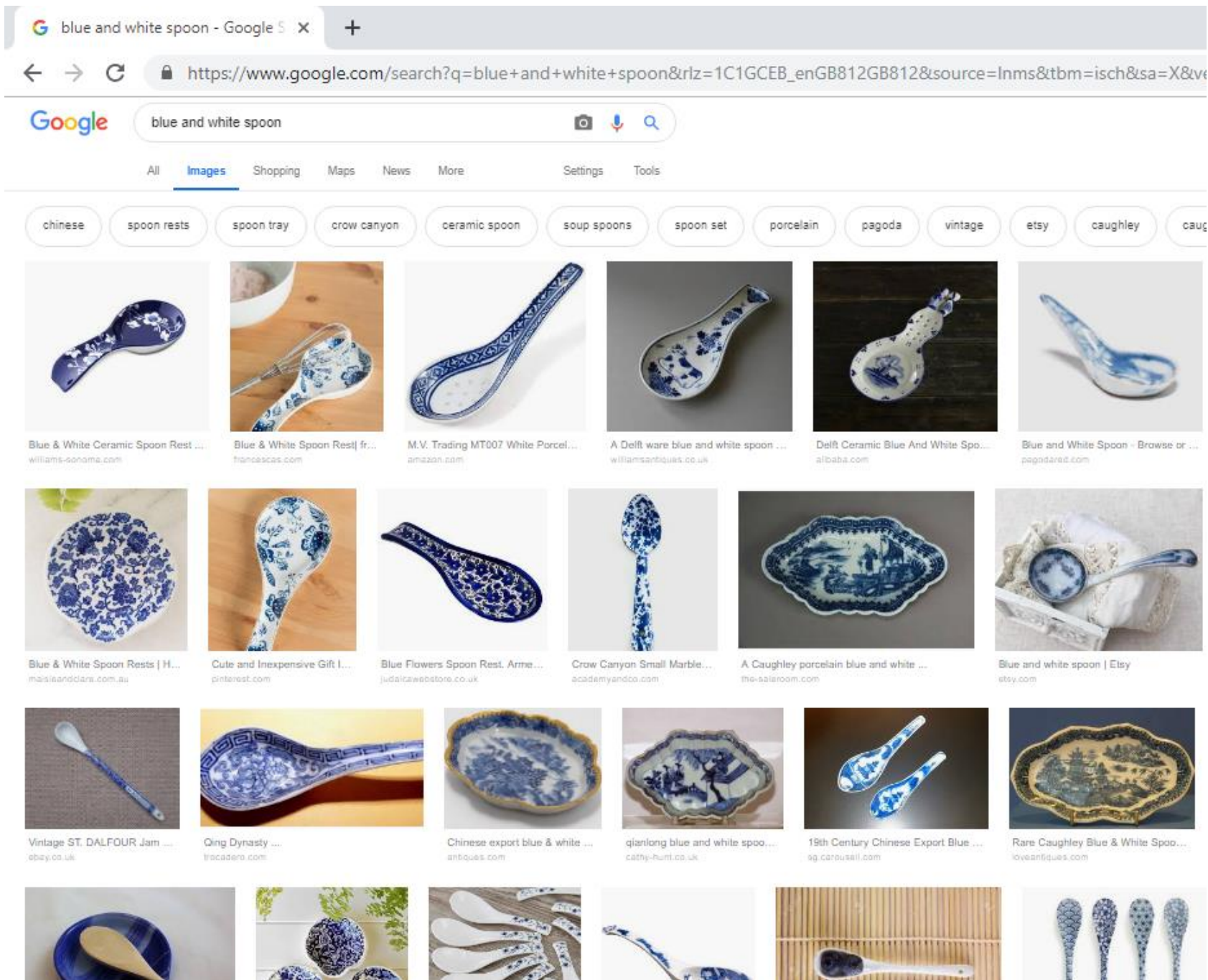


Ali Abbas decided that he wanted to help Joy find the missing spoon too. He made a map as well.

"X marks the spot! That's where you find the spoon." - Ali Abbas.



Ali Abbas's Map



A few days had passed and we still had not found the missing spoon. Joy asked Zoe if anyone had found the spoon yet. Zoe replied - "No, not yet. Can you tell me what it looks like again?"

Zoe suggested - "We could look on the tablet to see if we can find a similar spoon on the internet." Joy replied - "Yeah! Search for blue and white spoon."

Joy scrolled through all the pictures until she found one that looked like the spoon she was looking for.

Joy pointed out this picture of a spoon on our google search.

**"The spoon looks like this, but it's
in the **middle**."**

Joy pointed to the **blue** pattern and then she pointed to
the **inside** of the spoon.

Understanding the World: Technology

Seeks to acquire basic skills in turning on and operating
some ICT equipment.


Knows that information can be retrieved from
computers.



Joy said - "No that is not it! That is small and green and blue, it's not white and blue!"



After the weekend Minara visited our class and asked Joy - "Is this the spoon you are looking for?"



Joy remembered where the **green** and **blue** spoons where from. She remembered seeing them when she was taking her poster around each classroom.

Joy said - "That spoon is for the babies. I saw it with them in there."





Zoe found a **big** white spoon. She exclaimed - "Look Joy! This spoon is **big** and its white! This *must* be the spoon!"

Joy looked sad and shook her head. - "No! No! No! Where is the **blue** bits?!"

Two weeks had passed and we were starting to lose hope and thought the spoon was **lost** forever. We had made **posters** and **drawings**, asked different **staff** members, looked in all the different areas in the **classroom**, made **treasure maps** and **internet searches**. We found lots of different spoons, but not the spoon we were looking for.

Until...



While looking through the draws in the role-play area, Joy reached her hand to the very back of the unit and

found the missing spoon!!!

Joy was ecstatic to have finally found the missing spoon which had somehow fallen behind the drawers. She held the spoon up and showed everyone the patterns inside.

She showed us how the spoon was

big and gradually got **smaller**
up towards the handle.



As joy had explained
the spoon was

'big and small'

we noticed the spoon
had a

large and **shallow**

base with a

narrow and **short**

handle.



Joy enjoyed playing with the spoon in the role-play area, using it to mix food and pretend to peel a carrot.

Zoe asked Joy - "What are you going to use your spoon for?"

Joy said - "I'm using it to feed my baby. Did you know my baby Samuel eats food now! He's got teeth so he can chew."

Understanding the World: People and Communities

Shows interest in the lives of people who are familiar to them.

In pretend play, imitates everyday actions and events from own family and cultural background.